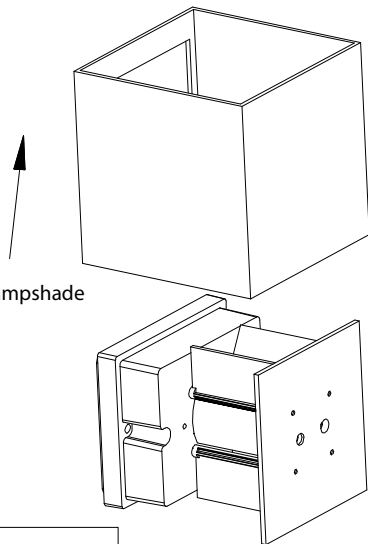


A

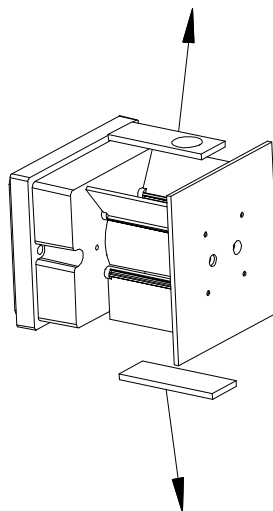
Take off the lampshade



TOOL

B

remove the glass



TOOL

C

loosen the screw

desolder the red and black wires from the LED board

loosen the screw

TOOL

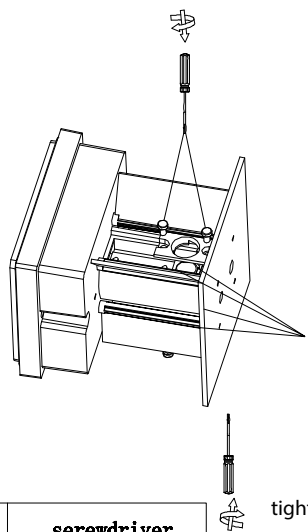
screwdriver
electric soldering iron

D

tighten the screws

resolder the red and black wires on the LED board

tighten the screws



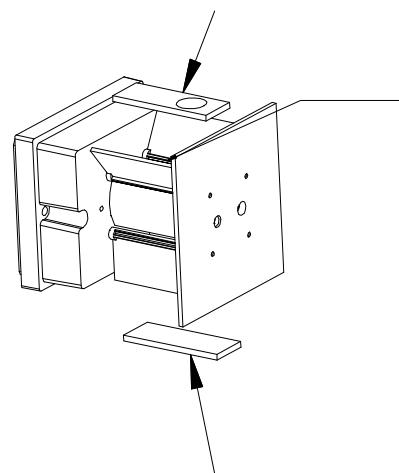
TOOL

screwdriver
electric soldering iron

E

Apply glue to the top of the lamp body

Put back the glass



TOOL

F

Put back the lampshade

TOOL

